


**THE INDIAN INSTITUTE OF METALS**



57<sup>th</sup> National Metallurgists' Day  
73<sup>rd</sup> Annual Technical Meeting  
and  
International Symposium on Advanced Materials  
for Industrial and Societal Applications

**METALLOGRAPHY CONTEST**

*This is to certify that*

.....  
**ACHU CHANDRAN**  
.....


.....  
**CSIR - NIIST**  
.....

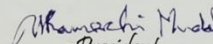
*has been awarded the First / Second Prize*

*in the category of*

**OPTICAL MICROSCOPY**

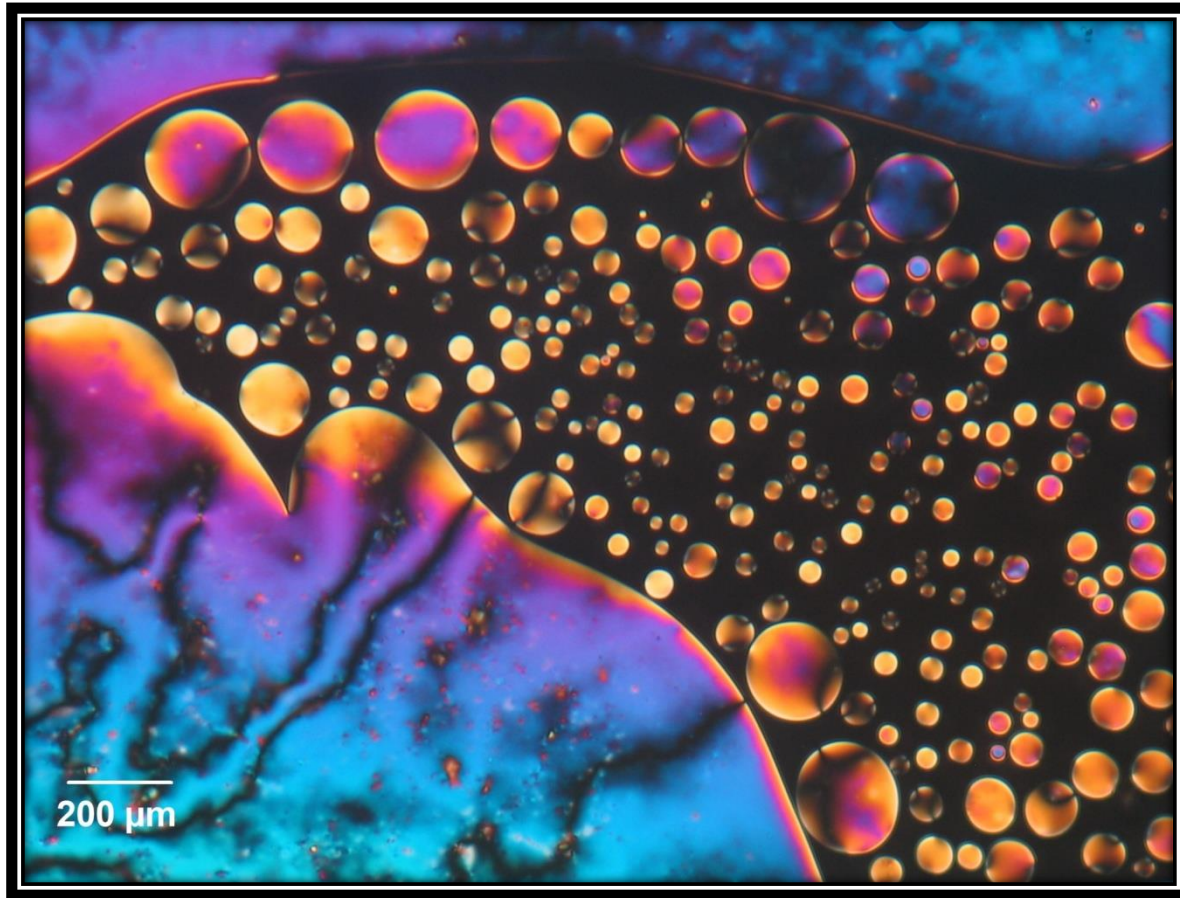
*during the 73<sup>rd</sup> Annual Technical Meeting of the Institute held  
at Thiruvananthapuram from 13<sup>th</sup> to 16<sup>th</sup> November 2019.*

  
Secretary General

  
President

16<sup>th</sup> November 2019  
Thiruvananthapuram

## Floating Nematic Bubbles



**Reg. No:** NMD20190892

**Technique Used:** Polarized Optical Microscopy

**Details:** Micrograph shows the fascinating liquid crystal droplets near to Nematic-Isotropic phase transition of 5CB (4-Cyano-4'-pentylbiphenyl) material at 34.5°C. The image is taken under crossed polarizer at 50X magnification.